


Business
Park Prague I



Business Park Prague I

PRŮMYSLOVÁ

BUILDING 1

OCCUPIED
28,133 sq m

BUILDING 2

AVAILABLE
16,637 sq m

KUTNOHORSKÁ

1

2

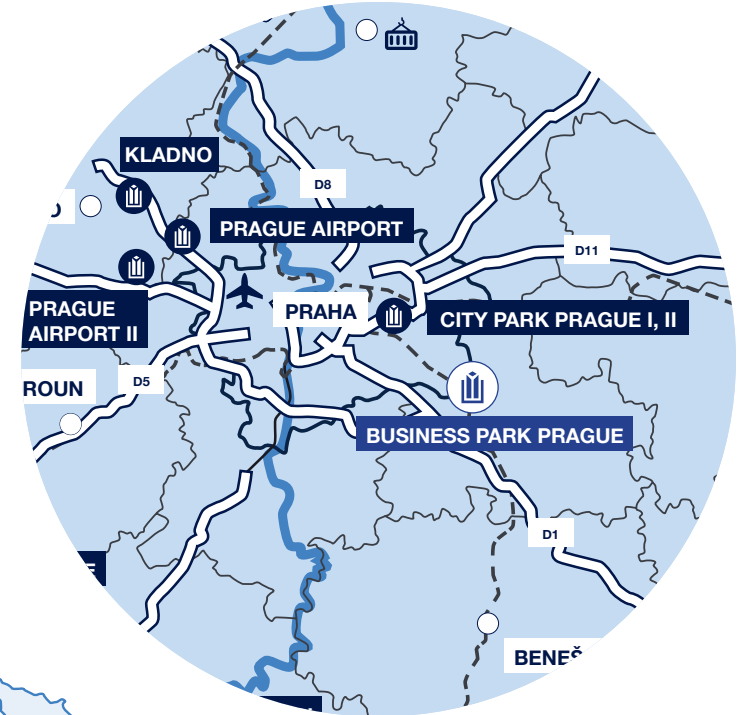
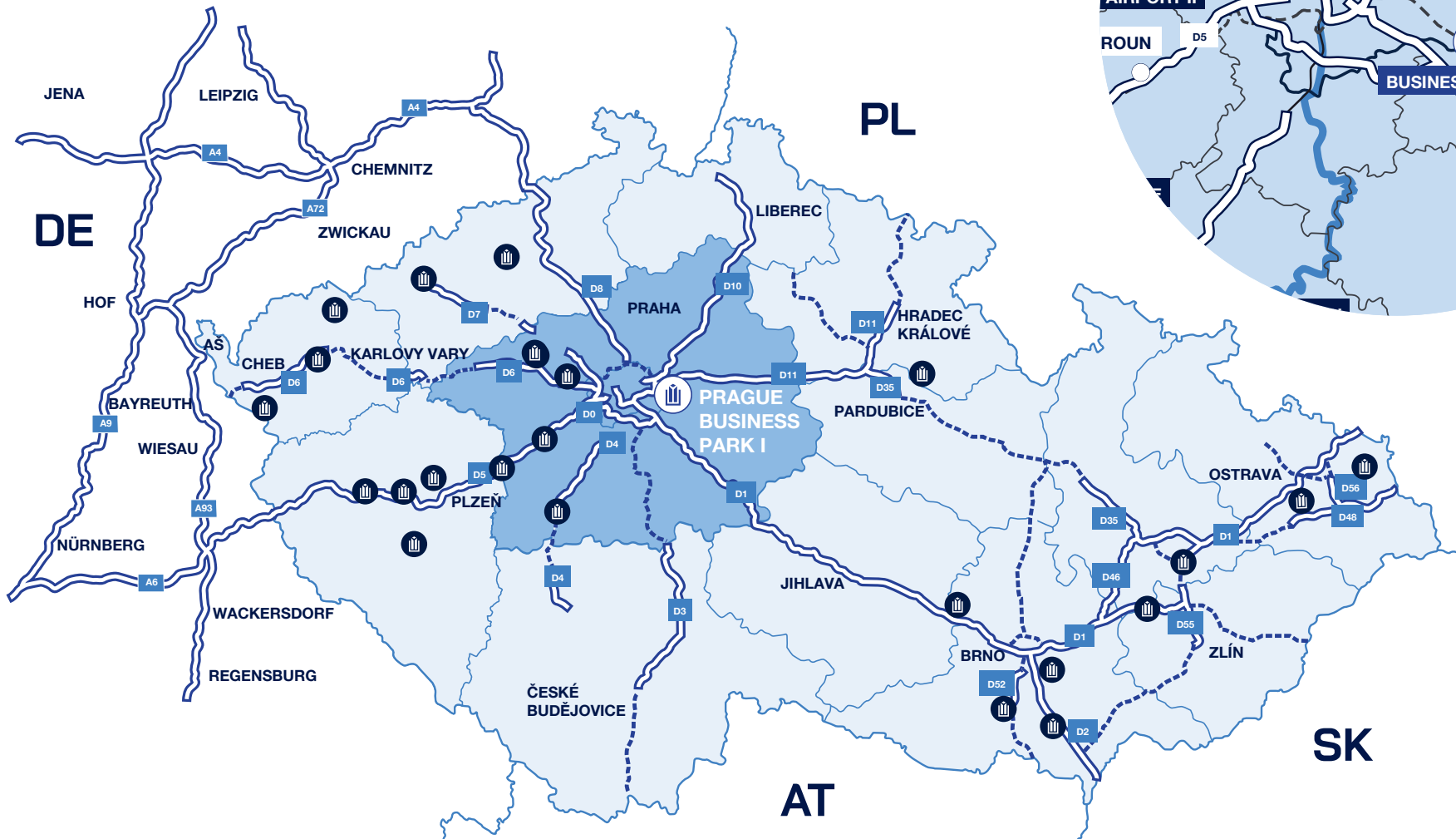
GERMANY (165 km, 2 hrs)

KARLOVY VARY (107 km, 75 min)

PRAGUE RING ROAD (11 km, 10 min)

VÁCLAV HAVEL AIRPORT PRAGUE (17 km, 15 min)

Business Parks in the Czech Republic



Supporting structure

- Pad or pilot foundations, insulated plinth panels up to 300 mm above floor
- Prefabricated concrete columns in 12 × 24 m grid or per layout
- Prefabricated concrete or steel roof beams, clear height of 10 m

Floor

- Fibre reinforced concrete floor, PE membrane, cut joints, 180 mm thick, surface treated with hardener
- Load capacity of 50 kN/sq m, 60 kN point load
- Flatness according to DIN 1822, table 3, line 3

Roof

- Corrugated steel sheets, mineral wool insulation, PVC membrane
- Free load capacity of 15 kg/sq m for clients installations
- Min. 2% of skylights in warehouse area
- Syphonic drainage system, emergency overflows

Facade

- Horizontal sandwich panels with mineral wool insulation
- Prefabricated concrete facade around docks to approx. 4.5 m height
- Double glazed windows in offices

Docks

- 1x electrically operated 3.0 × 3.0 m dock for each 1,000 sq m of hall
- Each dock equipped with hydraulic leveller, 60 kN capacity, PE shelter, wheel guides
- 1x electrically operated 4.0 × 4.5 m drive-in gate for each 5,000 sq m of hall



Hall installations

- Gas Sahara heaters or infrared gas radiators, heating according to norms for warehousing
- ESFR sprinklers under roof, FM Global certified tank and pumps
- 200 lux LED lighting (excluding influence of clients installations)
- 1x 630 kVA dry transformer station per each 25,000 sq m of hall

Production upgrade (optional)

- Increased facade and roof insulation
- Heating and ventilation in accordance with code for manufacturing (assembly)
- 300 lux LED lighting (excluding influence of clients installations)
- Increased percentage of skylights area

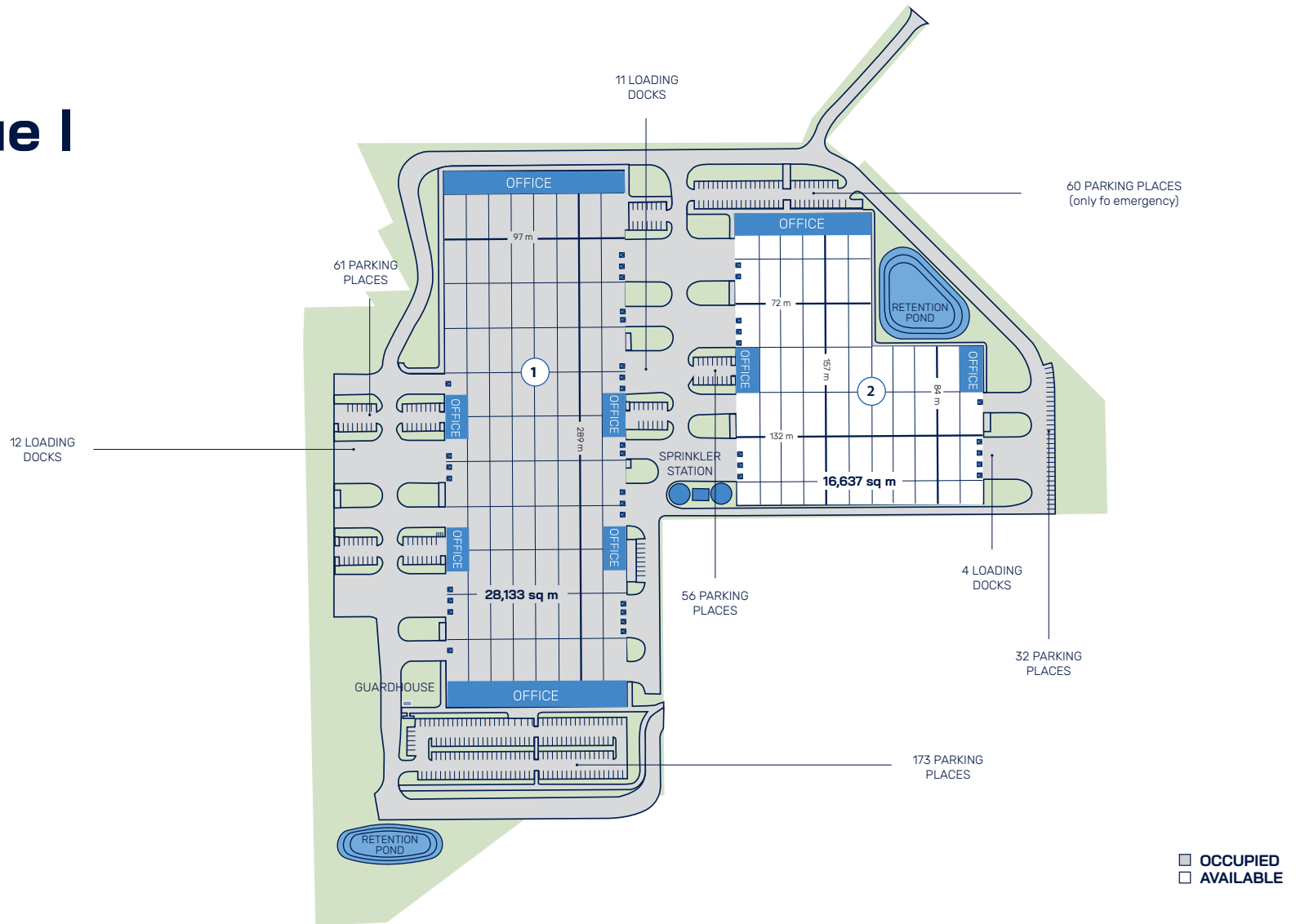
Offices

- 2 level custom designed in-built, incl. offices, socials, locker rooms, day room, excl. furniture and appliance
- Aluminium entrance door with canopy to entrance lobby
- Tiles, carpets or PVC floor surfaces, suspended mineral ceiling panels
- Social rooms with ceramic fixtures, wall tiles, and basic accessories
- PVC cable trays below windows, 2x 220 V socket each 8 sq m
- Server room with 2 split units and antistatic PVC floor
- Top cooling

Outside areas

- Hard areas from concrete pavers, sloped for drainage
- 2 m high mesh fence, entrance barriers and manual gate
- Green areas with grass, bushes, and trees

Business Park Prague I



TOTAL BUILT-UP AREA
BUILDING 1 – OCCUPIED 28,133 sq m
BUILDING 2 16,637 sq m

WAREHOUSE
 Column grid
 Clear height
 Floor loading
 ESFR sprinkler system
 LED lighting

12 m × 24 m
 Up to 10 m
 5 t/sq m

SUSTAINABILITY TRENDS
 BREEAM New Construction level Excellent
 Option for heat pumps and photovoltaics

UNIQUE SITE SPECIFICS
 Up to 30 MW of electricity
 Excellent IT connectivity - ideal for datacenters

OUR REFERENCES

Business Park Cheb



Location: Cheb, Karlovy Vary Region

Size: 103,000 sq m

Industry: Distribution centre

Year of completion: 2021

Business Park Chomutov North



Location: Jirkov, Ústí Region

Size: 37,000 sq m

Industry: Production

Year of completion: 2023

Business Park Kojetín



Location: Kojetín, Olomouc Region

Size: 187,000 sq m

Industry: E-commerce

Year of completion: 2022

Business Park Stříbro



Location: Ostrov u Stříbra, Pilsen Region

Size: 79,400 sq m

Industry: Production

Year of completion: 2015–2019 (3 phases)



PANATTONI CZECH REPUBLIC DEVELOPMENT

ŠPORKOVSKÝ PALÁC | V CELNICI 1034/6

110 00 PRAHA 1 | ČESKÁ REPUBLIKA

WWW.PANATTONIEUROPE.COM

COMMERCIALCZ@PANATTONI.COM